

# School Climate 2017

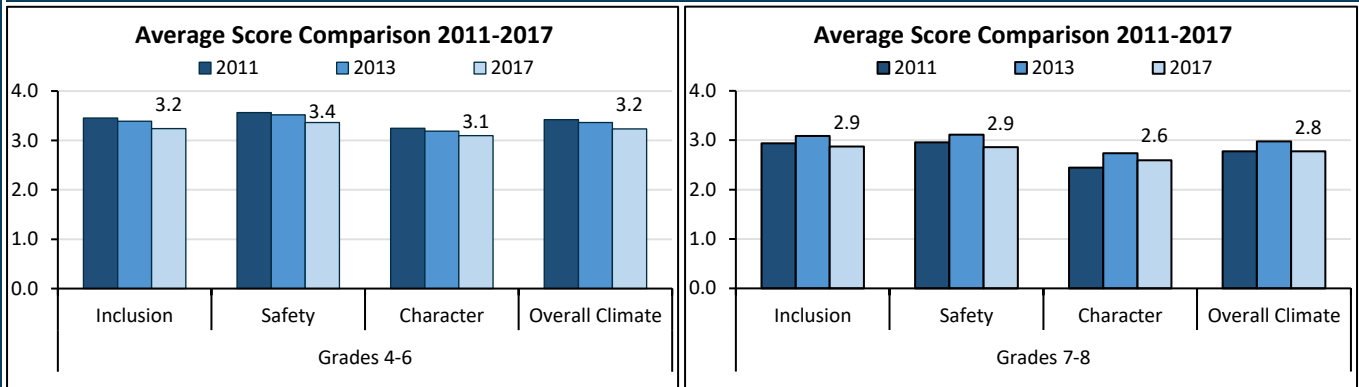
## Willow Landing ES



This report summarizes responses from SCDSB elementary students (grades 4-8), their parents, and elementary school staff. If you have any questions about this report, please contact the Research department at [research@scdsb.on.ca](mailto:research@scdsb.on.ca).

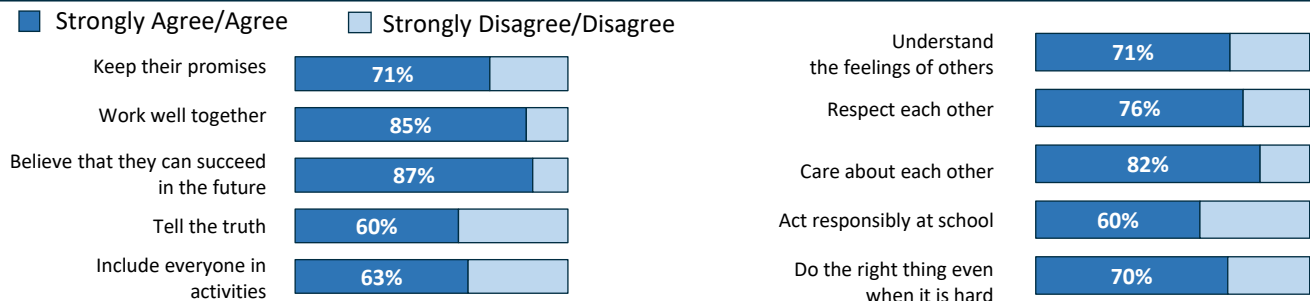
**Respondents**  
 Students: 198  
 Gr.4-6: 131      Gr.7-8: 67  
 Parents: 34  
 Staff: 7

### Climate Scores\*



The overall Climate Score for the SCDSB in 2017 was: 3.2 (Grades 4-6) and 2.9 (Grades 7-8)

### Character: Students at my school...



These items are used to create the board's "Character" score

### Best Things About School

Students	Parents	Staff
1. Friends/ other students (77%)	1. A positive, welcoming place (62%)	1. Activities and clubs (86%)
2. Sports (70%)	2. Outdoor space (47%)	1. School spirit (86%)
3. Activities and clubs (65%)	2. Staff (47%)	1. Staff (86%)

### Issues at my School

Students (Grades 7-8 Only)	Parents	Staff
1. Bullying (60%)	1. Lack of outdoor shade (65%)	1. Stress/Anxiety (86%)
2. Peer pressure (47%)	1. Bullying (65%)	2. Poverty (71%)
3. Marijuana use (32%)	2. School ground safety (38%)	3. Peer pressure (57%)

\*These scores are averaged measures of Character (Page 1), Inclusion (Page 2) and Safety (Page 4)

\*\* Unless specified otherwise, Top 3 and Top 5 questions allow for respondents to pick more than one response; percentages may add up to more than 100%.

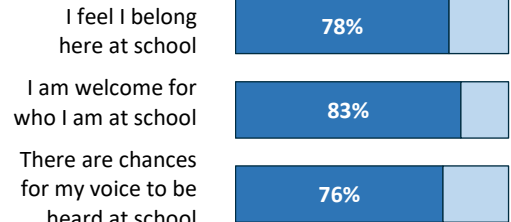
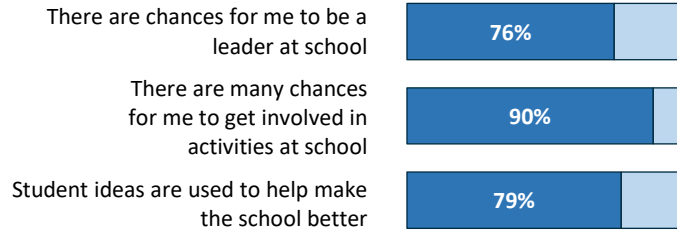
# Equity and Inclusion

## Feeling Included

Students:

Strongly Agree/Agree

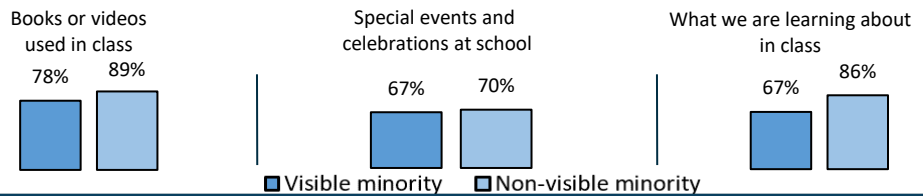
Strongly Disagree/Disagree



These items are used to create the Board's "Inclusion" score

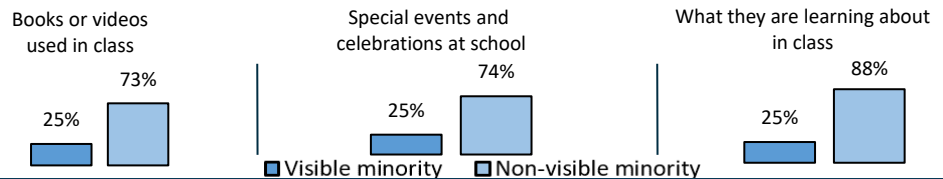
## Culture and Diversity

Students: I learn about different cultures, including my family's culture in...



29% of students reported belonging to a visible minority group.

Parents: My child learns about different cultures, including our family's culture in...



## Getting Involved in the School Community

89% of students get at least 20 minutes of activity at school every day



85% of students believed they get along with other students



30% of students reported feeling out of place or unwelcome at school this year

Reasons students felt out of place or unwelcome at school

1. The style of clothing they wear (36%)
2. Their height (34%)
3. Their grades or marks (30%)
4. Their weight (27%)
- Other\* (43%)



81% of students reported participating in organized sports, clubs or activities at school.

Reasons students <u>do not</u> participate	Reasons parents say their child <u>does not</u> participate	Reasons staff say students <u>do not</u> participate
1. School activities don't interest them (42%)	1. Their child is too young (58%)	1. Unsure/Don't know (43%)
2. They have responsibilities at home (26%)	2. Their child is in activities out of school (17%)	2. Students have responsibilities at home (29%)
Other* (26%)	Other* (25%)	2. Students in activities out of school (29%)

# Bullying and Restorative Practices

## Witnessing Bullying

**58%** of students say that they have seen other students being bullied at school this year.

### Top actions taken by students who witnessed bullying

1. They helped the person being bullied (46%)
2. They told an adult at school (38%)
3. They got another student to help (21%)

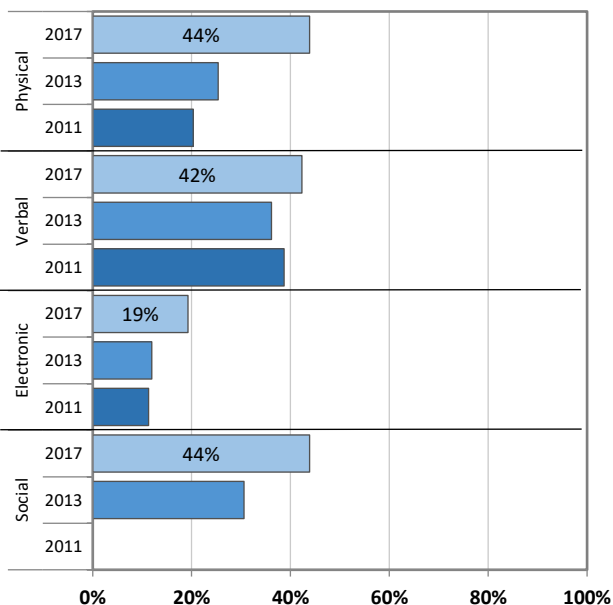
## Prevention

### Staff recommendations to prevent bullying

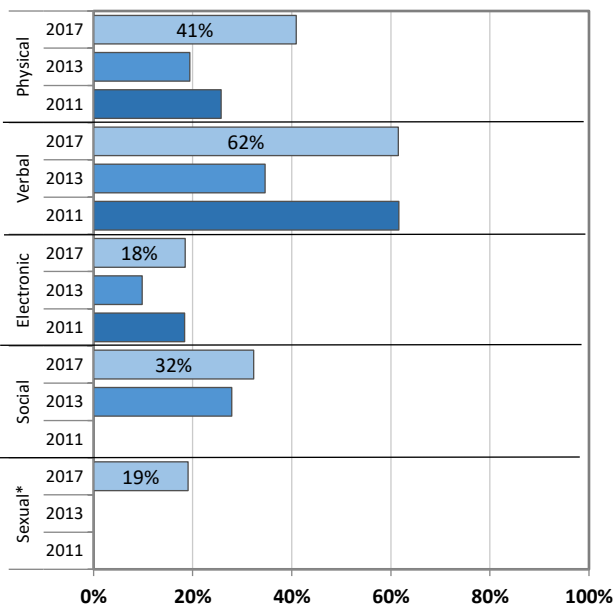
1. Parent education (86%)
2. School policies and rules re: bullying (43%)
2. Class exercises (43%)

## Experiencing Bullying

Grade 4-6 students that experienced bullying at least once in the past 4 weeks, 2011-2017



Grade 7-8 students that experienced bullying at least once in the past 4 weeks, 2011-2017



\* New question as of 2017

### Top 3 actions taken by students the last time they were bullied at school

1. They ignored it/walked away (45%)
2. They stood up to the person who was doing it (38%)
3. They told an adult at school (31%)



**59%** of students reported that the bullying has stopped

### Top 3 actions parents reported were taken by the school when bullying was reported

1. Unsure/don't know (40%)
2. Conflict Resolution (30%)
- Other\* (30%)



**56%** of parents were satisfied with the schools response to the bullying

## Restorative Practices

Strongly Agree/Agree

Strongly Disagree/Disagree

Adults at my school encourage students to take responsibility for their own behaviour.

87%

When someone misbehaves, adults at my school ask about what happened, who has been harmed, and how the harm can be fixed.

77%

Adults at my school help students solve their problems.

77%

Adults at my school help students talk about their feelings.

70%

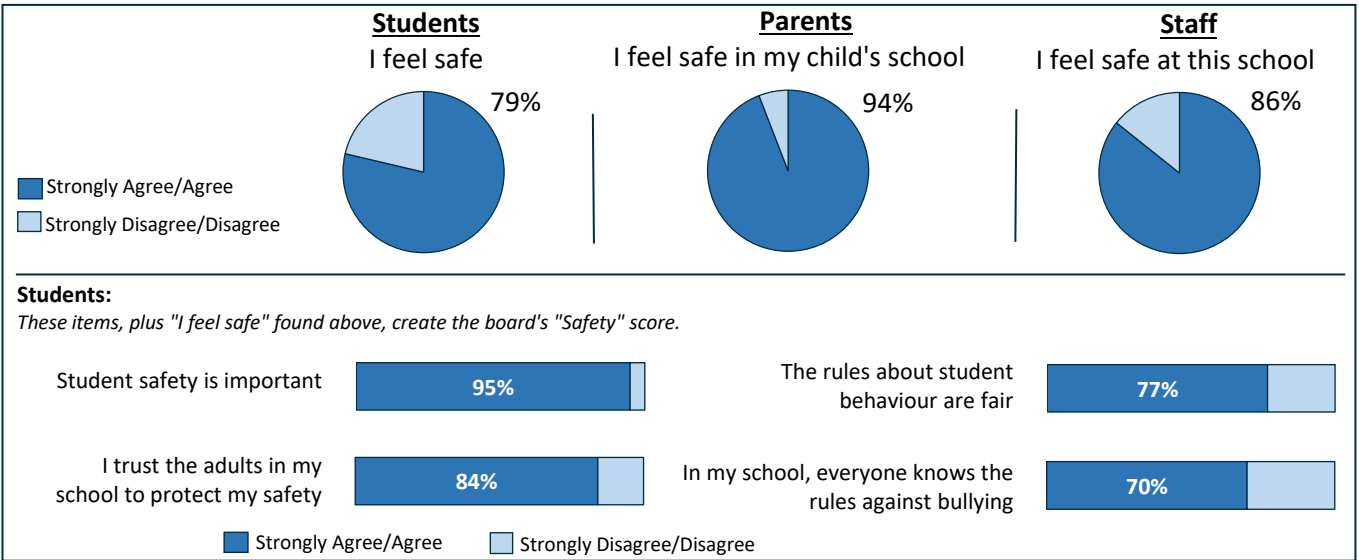
Adults at my school use circles for students to share feelings, ideas, and experiences.

48%

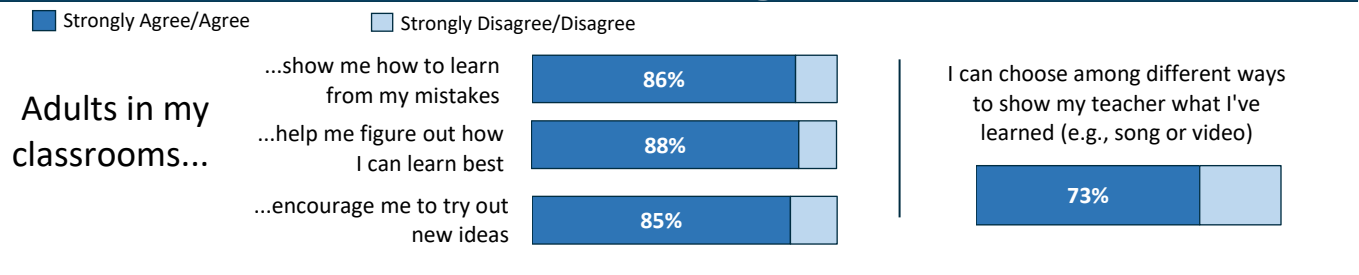
\* Other category consists of written responses from students, parents and staff. Results will be discussed in the full Board report.

# Safety, Learning and Wellbeing

## Safety



## Learning



## Wellbeing

